

**220-240V 50 1~****GENERAL DATA**

**Application:** LBP  
**Refrigerant:** R600a  
**Evaporating Temperature Range:** -35°C to -10°C  
**Compressor Cooling:** Static  
**Type:** Hermetic reciprocating  
**Technology Type:** On-Off  
**Expansion Device:** Capillary Tube  
**Packing Quantity:** Multi - 88 pcs  
**Displacement:** 7.23 cm<sup>3</sup>  
**Horse power:** 1.8 hp

Approvals:   

**MECHANICAL DATA**

**Bore:** 24 mm  
**Stroke:** 16 mm  
**Oil Charge:** 150ml +/-15ml  
**Free Internal Volume:** 1.5 cm<sup>3</sup>  
**Maximum Recommended Refrigerant Charge:** 150 g  
**Oil Type Configuration:** Alkylbenzene  
**Oil Type Viscosity:** ISO5  
**Compressor pressurization:** Light vacuum  
**Weight:** 7.9 kg

**ELECTRICAL DATA**

**Motor Type:** RSCR  
**Starting Torque:** LST  
**Voltage working range at 50 Hz:** 198-254 V  
**Maximum Motor Temperature:** 130 °C  
**Start Winding Resistance:** 18.8 Ω (± 10%) at 25°C  
**Run Winding Resistance:** 41 Ω (± 10%) at 25°C

**MOUNTING ACCESSORIES**

	Description	Code
Terminal Board:	no	-
Overload Protector Bracket:	no	-
Washer:	no	-
Pin:	no	-
Clip:	no	-
Rotolock valve:	no	-
Cover:	yes	2075282
Anchorage:	yes	1027058
Grommets:	yes	2221011
Sleeves:	yes	2222018
Capacitor Bracket:	yes	2256008

**ELECTRICAL COMPONENTS**

	Component type	Description	Code
Starting Device:	PTC	PTC 230V	1260011
Run Capacitor:		4 MFD	2253110
Motor Protection:	External 3/4"	AE37FN8	2288502

**EXTERNAL CHARACTERISTICS**

**Base Plate:** European  
**Tray Holder:** Yes  
**Height:** 171 mm

	Internal Diameter (mm)	Material	Shape
Suction Connector	6.1	Copper	Slanted 42°
Discharge Connector	5.1	Copper	Slanted 48°
Process Connector	5.92	Copper	Slanted 43°

**RATED POINT DATA**

Cooling Capacity (W)	Power Consumption (W)	Current Consumption (A)	Gas Flow Rate (kg/h)	Efficiency (W/W)
±5%	±5%	±5%	±5%	±7%
119	67	0.31	1.27	1.76

Test condition: ASHRAE, Static, Return Gas 32.2°C, Evaporating: -23.3°C, Condensing: 54°C, Ambient: 32.2°C, Liquid: 32.2°C

**PERFORMANCE CURVE DATA**

**220V 50Hz**

Condensing Temperature (°C)	Evaporating Temperature (°C)	Cooling Capacity (W)	Power Consumption (W)	Current Consumption (A)	Gas Flow Rate (kg/h)	Efficiency (W/W)
		±5%	±5%	±5%	±5%	±7%
<b>35°C</b>	-10	260	83	0.40	2.80	3.14
	-15	209	75	0.36	2.24	2.80
	-20	165	67	0.32	1.76	2.46
	-25	127	59	0.28	1.36	2.13
	-30	96	53	0.24	1.02	1.82
	-35	71	47	0.21	0.76	1.52

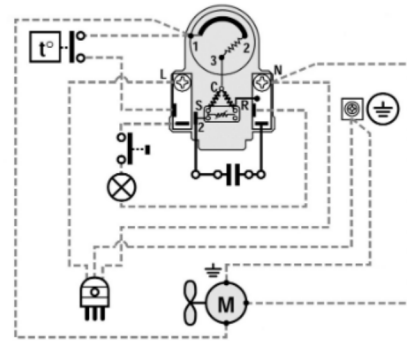

Condensing Temperature (°C)	Evaporating Temperature (°C)	Cooling Capacity (W)	Power Consumption (W)	Current Consumption (A)	Gas Flow Rate (kg/h)	Efficiency (W/W)
		±5%	±5%	±5%	±5%	±7%
<b>45°C</b>	-10	248	91	0.43	2.67	2.72
	-15	198	81	0.38	2.12	2.45
	-20	154	71	0.33	1.65	2.18
	-25	118	62	0.29	1.26	1.91
	-30	88	53	0.25	0.94	1.66
	-35	65	45	0.22	0.69	1.43

Condensing Temperature (°C)	Evaporating Temperature (°C)	Cooling Capacity (W)	Power Consumption (W)	Current Consumption (A)	Gas Flow Rate (kg/h)	Efficiency (W/W)
		±5%	±5%	±5%	±5%	±7%
<b>55°C</b>	-10	233	99	0.45	2.51	2.35
	-15	184	87	0.40	1.97	2.11
	-20	142	75	0.35	1.52	1.88
	-25	107	64	0.30	1.14	1.66
	-30	78	54	0.26	0.84	1.45
	-35	57	45	0.22	0.61	1.26

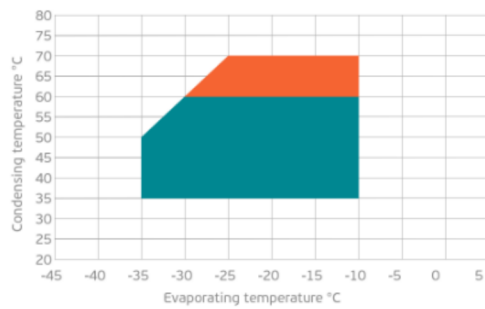
Test condition: ASHRAE, Static, Return Gas 32.2°C, Ambient: 32.2°C, Liquid: 32.2°C

### ASSEMBLY INSTRUCTION

### WIRING DIAGRAM

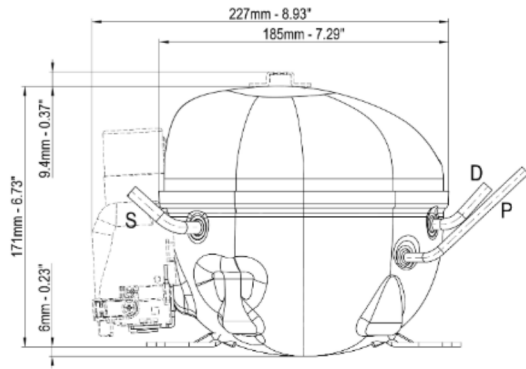


### OPERATING ENVELOPE



- Operating Condition
- Transient Condition
- Superheating

**NOTE:** usage of compressors outside of intended working range cannot make use of the warranty, or should be consulted with Technical support.



	∅ mm	∅ in	Material
<b>S - Suction</b>	6.10 - 6.20	0.24	Cu
<b>P - Process</b>	5.92 - 6.08	0.23	Cu
<b>D - Discharge</b>	5.10 - 5.20	0.20	Cu

